















































Spring into Green 2021 REAL

Overall Results 5K

Place	Bib	Name	Nat.	Age	Gender	AG	Club	Pace	ChipTime	GunTime
5K										
1.	101	Neville, Julie		44	F	Female 18-59			25:52	25:52
2.	154	Swenson, Donald		21	M	Male 18-59			26:22	26:22
3.	146	Reutlinger, Drew		44	M	Male 18-59			26:55	26:55
4.	129	Copas, Taylor		29	M	Male 18-59			27:17	27:17
5.	177	Cole, Ben		46	M	Male 18-59			27:22	27:22
6.	111	Weigner, Brent		71	M	Male 60+			27:29	27:29
7.	112	EMERSON, Kaitlin		30	F	Female 18-59			27:43	27:43
8.	103	Emerson, Nicole		36	F	Female 18-59			27:43	27:43
9.	137	Cole, Abe		12	M	Male 6-17			27:54	27:54
10.	167	Reiner, Devonna		46	F	Female 18-59			27:58	27:58
11.	132	Seitz, Hans		40	M	Male 18-59			28:24	28:24
12.	109	cole, mary		49	F	Female 18-59			30:01	30:01
13.	136	Steele, Ezra		10	M	Male 6-17			30:38	30:38
14.	104	Lujan, Jen		43	F	Female 18-59			30:39	30:39
15.	174	Shiver, Maria		46	F	Female 18-59			30:57	30:57
16.	105	Wilson, Sullyvan		13	M	Male 6-17			31:04	31:04
17.	94	Metz, Ian		31	M	Male 18-59			31:07	31:07
18.	93	Carr, Kaitlyn		31	F	Female 18-59			31:07	31:07
19.	139	Green, Avery		7	F	Female 6-17			31:31	31:32
20.	126	Green, Alicia		32	F	Female 18-59			31:34	31:34
21.	147	Bullock, Kim		54	F	Female 18-59			31:37	31:37
22.	144	Brown, Alysia		42	F	Female 18-59			32:12	32:12
23.	131	Kloth, Barbara		33	F	Female 18-59			32:55	32:55
24.	173	Volz, Katie		46	F	Female 18-59			33:11	33:11
25.	123	Shafer, Tambra		55	F	Female 18-59			33:13	33:13
26.	96	Weber, Carissa		33	F	Female 18-59			33:33	33:35
27.	135	Tortorich, Elinor		8	F	Female 6-17			33:43	33:43
28.	108	whitlock, avery		20	F	Female 18-59			33:58	33:58
29.	122	Parker, Lacey		30	M	Male 18-59			34:04	34:04
30.	138	Parker, Shawn		6	M	Male 6-17			34:04	34:04
31.	165	Bay, Jessen		13	M	Male 6-17			34:05	34:05
32.	164	Bay, Wes		46	M	Male 18-59			34:06	34:06
33.	97	Weber, John		38	M	Male 18-59			34:07	34:07
34.	134	Kidd, Lizabeth		18	F	Female 18-59			34:11	34:11
35.	124	Munter, Aurie		35	F	Female 18-59			34:33	34:33
36.	140	Woolsey, Ben		15	M	Male 6-17			34:38	34:38
37.	166	Madson, Deana		46	F	Female 18-59			35:44	35:44
38.	149	Brown, Gino		11	M	Male 6-17			36:30	36:30
39.	158	Coleman, Rob		67	M	Male 60+			36:59	36:59
40.	150	Veit, Elaina		12	F	Female 6-17			37:47	37:47
41.	162	Singleton, David		46	M	Male 18-59			37:55	37:55
42.	163	Singleton, Kellsie		46	F	Female 18-59			38:02	38:02
43.	102	Walling, Teresa		64	F	Female 60+			38:55	38:55
44.	176	Goetz, Shawna		46	M	Male 18-59			39:13	39:13
45.	175	Goetz, John		46	M	Male 18-59			39:13	39:13

Spring into Green 2021 REAL

Overall Results 5K

Place	Bib	Name	Nat.	Age	Gender	AG	Club	Pace	ChipTime	GunTime
46.	128	Green, Kelly		25	F	Female 18-59			39:18	39:18
47.	110	Kimbrell, Lindsay		33	F	Female 18-59			39:20	39:20
48.	145	Solomonson, Jeff		47	M	Male 18-59			39:20	39:20
49.	127	Green, Mark		30	M	Male 18-59			39:34	39:34
50.	130	Goetter, Mary Kay		64	F	Female 60+			39:37	39:37
51.	172	Gatchell, Dennis		61	M	Male 60+			40:35	40:35
52.	114	Spahr, Kathy		64	F	Female 60+			41:57	41:57
53.	115	Emerson, Eric		30	M	Male 18-59			41:58	41:58
54.	148	Veit, Rick		53	M	Male 18-59			42:03	42:03
55.	169	Emerson, Byram		46	M	Male 18-59			42:28	42:28
56.	153	Pino, Adrian		13	M	Male 6-17			43:05	43:05
57.	113	Miller, Jennifer		38	F	Female 18-59			43:49	43:49
58.	99	McCarthy, Christy		50	F	Female 18-59			45:06	45:06
59.	98	Anderson, April		45	F	Female 18-59			45:44	45:45
60.	161	Baker, Joan		46	F	Female 18-59			46:46	46:46
61.	170	Smith, Paula		46	F	Female 18-59			50:18	50:18
62.	133	Woolsey, Mary		52	F	Female 18-59			50:24	50:24
63.	119	Wiercinski, Dolores		57	F	Female 18-59			50:12	50:39
64.	118	Wiercinski, Patricia		56	F	Female 18-59			50:11	50:42
65.	120	Barton, Michelle		46	F	Female 18-59			54:04	54:04
66.	168	Comeaux, Amanda		46	F	Female 18-59			54:05	54:05
67.	117	Mayo, Keith		60	M	Male 60+			1:03:53	1:03:53
68.	116	Mayo, Janice		58	F	Female 18-59			1:03:54	1:03:54
69.	107	Waggoner, Troy		40	M	Male 18-59			1:21:02	1:21:02

Number of records: 69